

# iTech Site Update







## Charlotte, NC

iTech is an innovative technology project of the Adolescent Medicine Trials Network (ATN) conducted across 12 sites in the US.

iTech aims to impact the HIV epidemic by developing and evaluating tech-based interventions across the HIV prevention and care continuum among youth.

Click on the logos to learn more about each research study.



|   | Study Description   | Total # of Sites | Proportion of All Participants   |
|---|---|------------------|--|
|    | <b>COMPARE</b> is looking for differences between two HIV prevention apps. Each app's components will be combined into a composite for public dissemination.            | 9                | <br>1%<br>of 381    |
|  | <b>P3</b> is a mobile app that uses game mechanics and social networking features to increase PrEP use among young men and trans women who have sex with men.           | 9                | <br>16%<br>of 246 |
|  | <b>YouThrive</b> is an adapted version of the "Thrive With Me" intervention to support youth living with HIV by providing peer support, resources, and self-monitoring. | 8                | <br>6%<br>of 254  |

For more information or questions, contact [ATNstudyteam@bcm.edu](mailto:ATNstudyteam@bcm.edu).

This work was funded through a grant from the National Institutes of Health (U19 HD089881).

# iTech Research Study Participants in Charlotte, NC



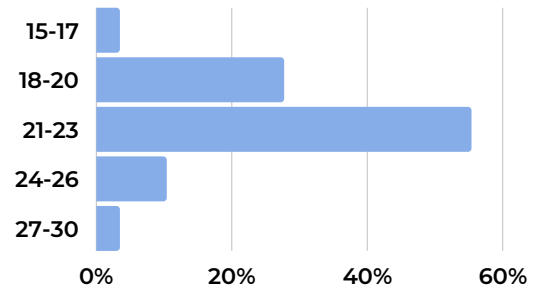
## Background

Researchers at RAIN recruited individuals in the Charlotte area for iTech's randomized controlled trials from 2020 to 2021.

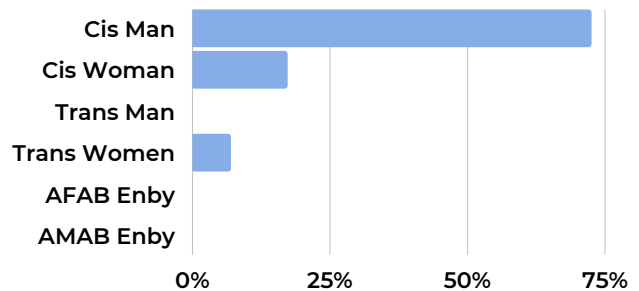
Individuals were recruited using a variety of online and in-person strategies, including social media ads, outreach events, and collaborations with community partners.

The following charts describe basic characteristics of 29 participants in iTech research studies at this research site.

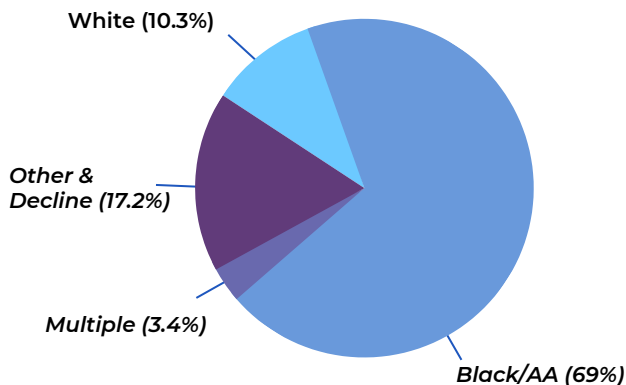
### Age (%)



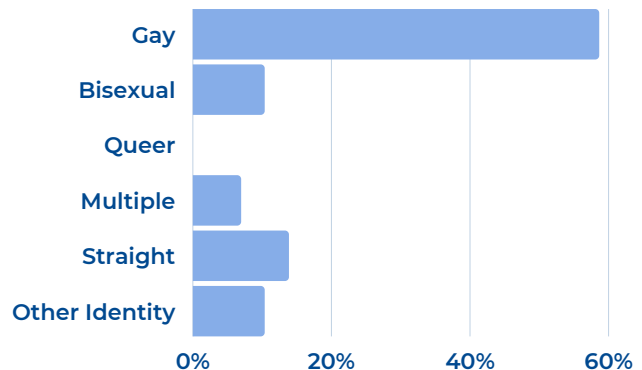
### Gender Identity (%)\*\*



### Racial Identity (%)\*



### Sexual Identity (%)\*\*\*



**21%** of participants identified as Latino/a/x

\*AA (African-American), API (Asian & Pacific Islander), AI/AN (American Indian & Alaskan Native)

\*\*AFAB (Assigned Female At-Birth), AMAB (Assigned Male At-Birth), ENBY (phonetic pronunciation of "non-binary")

\*\*\* "Other Identity" category includes pansexual, same gender loving, and decline to answer